

Series
VENTS VKP EC



Centrifugal fans with the air capacity up to **10850 m³/h** for rectangular ducts

■ **Applications**

Supply and exhaust ventilation and air conditioning systems for various premises requiring cost-effective solution and controlled ventilation. EC motors in VKP fan reduce energy consumption by 1, 5-3 times and ensure high performance and low noise level. Such characteristics are of special importance for ventilation of banks, supermarkets, restaurants, hotels and other public facilities including swimming pool ventilation. The fans are compatible with 600x300, 600x350, 700x400, 800x500, 900x500, 1000x500 mm rectangular ducts.

■ **Design**

Fan casing is made of galvanized steel. All inner components are interconnected by means of rivets. The fan is equipped with 20 mm standard flanges.

■ **Motor**

The impellers with backward-curved blades are powered with high efficient electronically commutated (EC) direct current motors with external rotor. As of today, such motor type is the most advanced solution for energy saving. EC-motors are featured by high performance and the optimal control over the whole range of fan speeds. Premium efficiency reaching up to 90% is an absolute advantage of electronically commutated motors.

■ **Build-in functions and control**

The fan is controlled with the external control signal 0-10 V (air capacity as a function of temperature level, pressure and smoke conditions etc). Should the control value factor get changed the EC-motor changes its speed and the fan boosts as much air capacity to the ventilation system as required. Maximum speed of the fan does not depend on the current frequency and it can operate at 50 or 60 Hz mains supply. The fans can be integrated to the unified PC control system. The respective software allows controlling all the fan units with high accuracy and setting particular operation mode for each fan.

■ **Mounting**

The fans are mounted into the rectangular ducts and require no special fixing in case of direct connection. In case of connection through the flexible connectors the fan is fixed to a building by means of supports, suspension brackets or fixation brackets. The fans can be mounted in any position with respect to the airflow direction which is indicated with a pointer on the casing. Access for the fan maintenance shall be provided. The casing is provided with the removable access door for inspection and maintenance purposes.

Technical data:

	VKP 600x300 EC	VKP 600x350 EC	VKP 700x400 EC	VKP 800x500 EC	VKP 900x500 EC	VKP 1000x500 EC
Voltage [V / 50/60 Hz]	1~ 200-277	3~ 380-480	3~ 380-480	3~ 380-480	3~ 380-480	3~ 380-480
Power [kW]	0,48	0,99	1,70	2,95	2,98	2,98
Current [A]	3,10	1,70	2,60	4,60	4,60	4,60
Maximum air flow [m ³ /h]	3350	4550	6300	8900	10850	10850
RPM [min ⁻¹]	2300	2580	2600	2500	2040	2040
Noise level at 3 m [dBA]	58	60	63	65	69	69
Maximum operating temperature [°C]	-25 +60	-25 +50	-25 +40	-25 +40	-25 +40	-25 +40
Protection rating	IP X4	IP X4	IP X4	IP X4	IP X4	IP X4

Designation key:

Fan series VENTS VKP	Flange diameter [WxH] 600x300, 600x350, 700x400, 800x500, 900x500, 1000x500	Motor EC – synchronous electronically commutated motor
--------------------------------	--	--

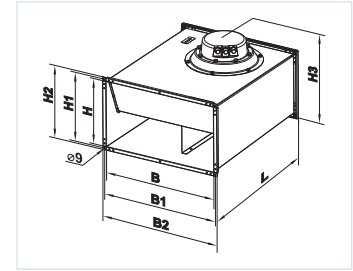
Accessories



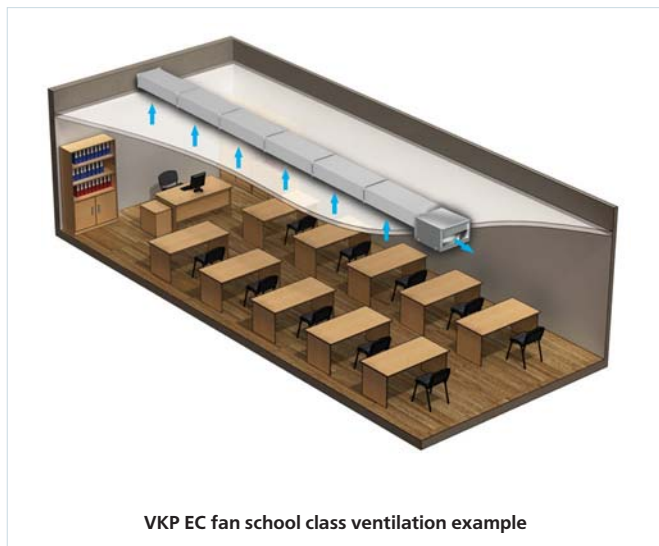
page 280 page 290 page 293 page 296 page 302 page 312 page 339 page 342 page 344 page 345 page 346 page 368

Fan overall dimensions:

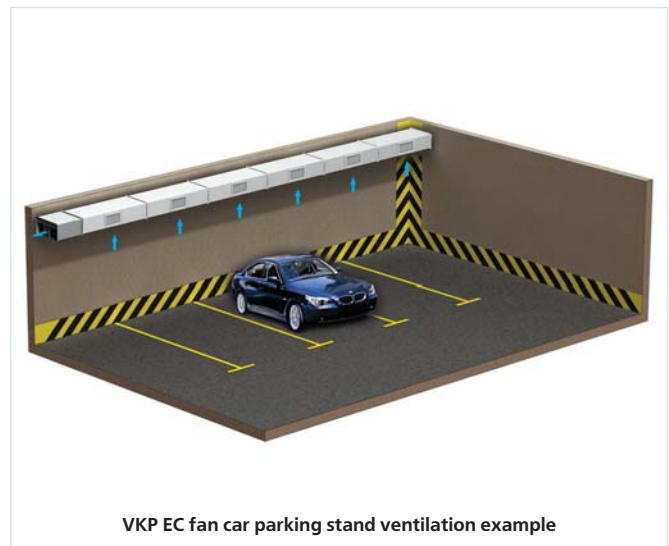
Type	Dimensions [mm]								Mass [kg]
	B	B1	B2	H	H1	H2	H3	L	
VKP 600x300 EC	600	620	640	300	320	340	430	680	35,0
VKP 600x350 EC	600	620	640	350	370	390	480	735	49,5
VKP 700x400 EC	700	720	740	400	420	440	540	780	60,0
VKP 800x500 EC	800	820	840	500	520	540	640	880	70,0
VKP 900x500 EC	900	920	940	500	520	540	640	954	90,0
VKP 1000x500 EC	1000	1020	1040	500	520	540	640	954	95,0



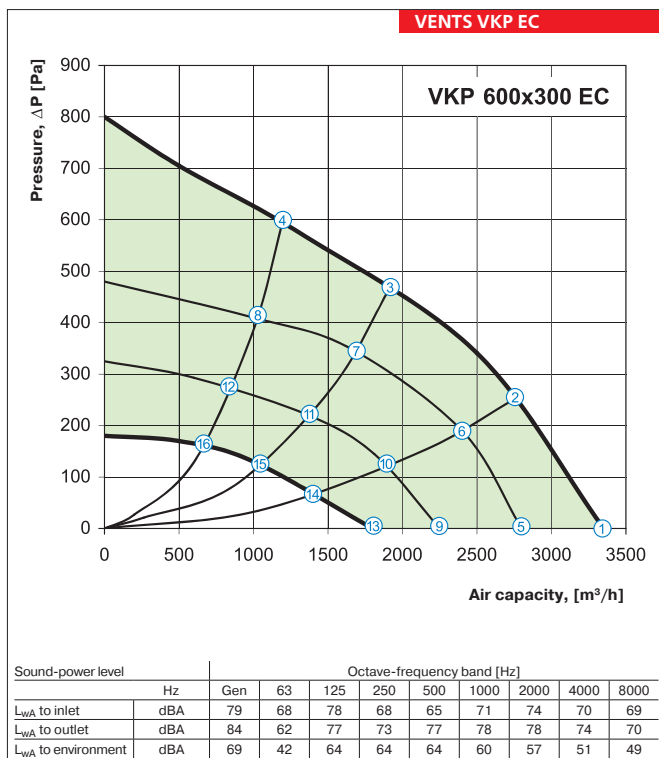
VENTS VKP EC FAN SERIES



VKP EC fan school class ventilation example

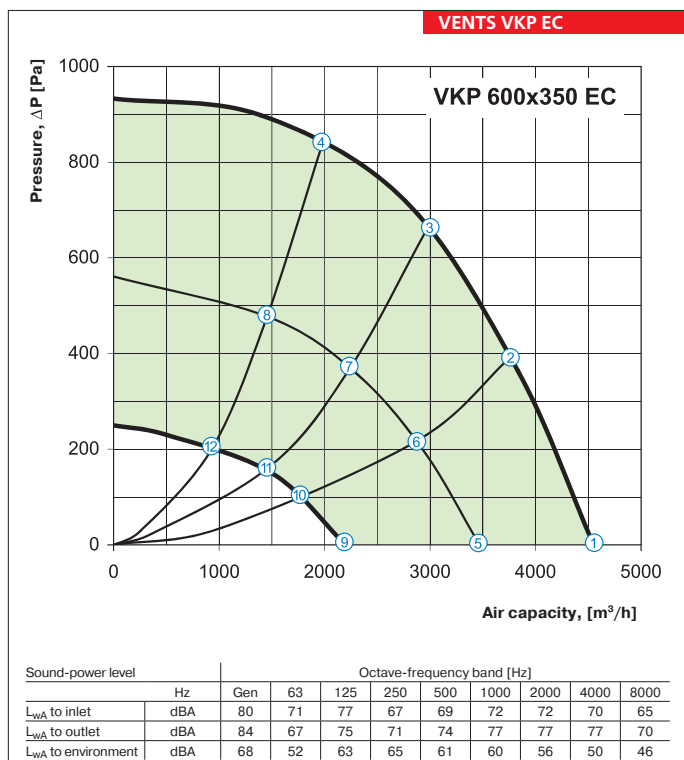


VKP EC fan car parking stand ventilation example

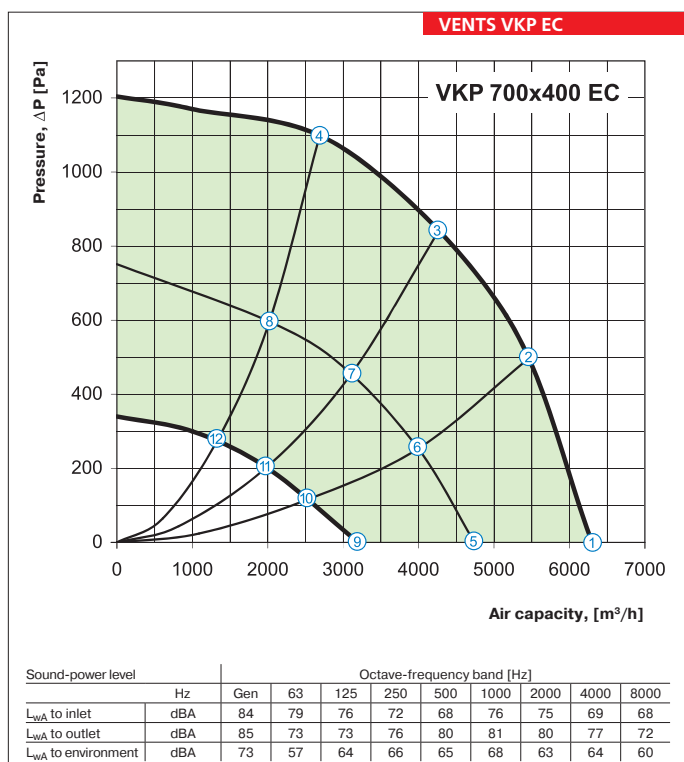


point	P, (W)	I, (A)	n, (min ⁻¹)
1	370	2.35	2300
2	445	2.85	2215
3	480	3.10	2170
4	448	2.85	2220
5	210	1.30	1900
6	284	1.70	1900
7	312	1.80	1900
8	278	1.70	1900
9	124	0.80	1560
10	158	1.00	1560
11	175	1.10	1560
12	158	1.00	1560
13	57	0.40	1200
14	73	0.50	1200
15	80	0.50	1200
16	70	0.50	1200

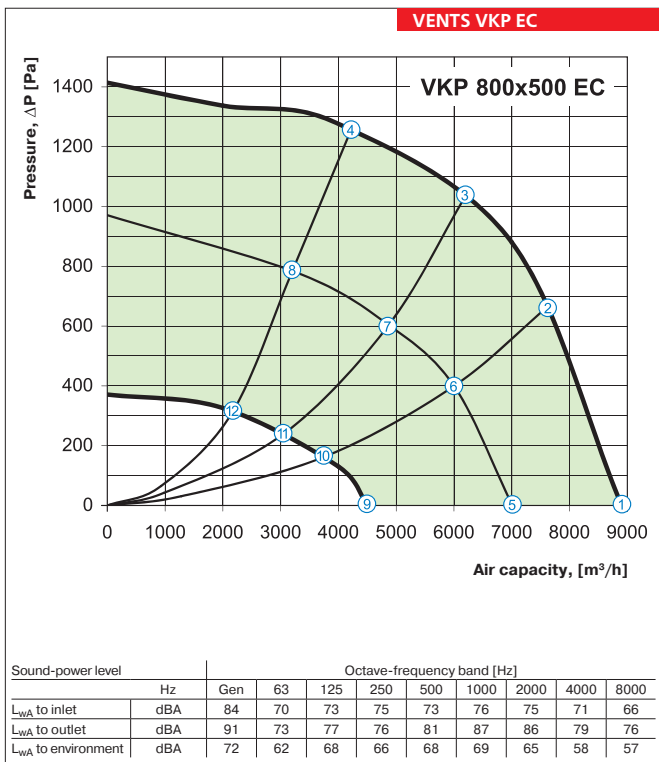
RECTANGULAR DUCT FANS



point	P, (W)	I, (A)	n, (min ⁻¹)
1	669	1.17	2580
2	862	1.46	2580
3	990	1.70	2580
4	907	1.53	2580
5	288	0.57	1930
6	348	0.69	1910
7	396	0.77	1900
8	360	0.72	1905
9	123	0.28	1305
10	144	0.33	1305
11	151	0.34	1305
12	151	0.34	1300

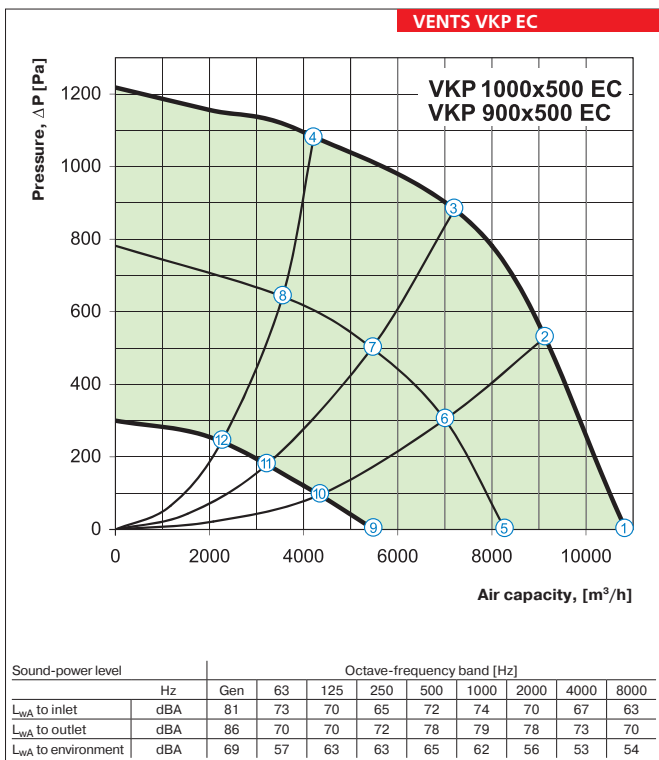


point	P, (W)	I, (A)	n, (min ⁻¹)
1	1140	1.74	2600
2	1510	2.30	2600
3	1700	2.60	2600
4	1594	2.42	2600
5	436	0.73	1940
6	541	0.88	1910
7	533	0.95	1885
8	558	0.91	1905
9	194	0.40	1330
10	226	0.45	1315
11	239	0.47	1305
12	236	0.46	1305



point	P, (W)	I, (A)	n, (min ⁻¹)
1	2009	3.07	2500
2	2738	4.19	2500
3	2950	4.60	2500
4	2748	4.20	2500
5	945	1.48	1945
6	1170	1.80	1920
7	1247	1.91	1915
8	1193	1.84	1920
9	308	0.59	1255
10	416	0.76	1260
11	417	0.77	1255
12	410	0.75	1255

VENTS
FAN SERIES
VKP EC



point	P, (W)	I, (A)	n, (min ⁻¹)
1	1988	3.00	2040
2	2596	3.94	2040
3	2980	4.60	2040
4	2638	3.99	2040
5	818	1.28	1550
6	1054	1.63	1545
7	1195	1.83	1550
8	1075	1.66	1570
9	313	0.60	1045
10	362	0.70	1025
11	387	0.72	1010
12	362	0.69	1005